



Characteristics



- Energy saving heat pump air curtains: Up to 70% reduction in costs and CO₂ emissions (heating mode).
- Specially designed to be installed in all type of revolving doors. Two possible layouts, tailored dimensions: standard (on top mounting) or inverted (false ceiling mounting).
- Self-supporting casing construction made of galvanized steel plate, finished in structural epoxy-polyester painting white colour RAL9016 as standard. Other colours or stainless steel are available on request.
- Large perforated inlet grille avoiding intensive maintenance.
- Circular anodized aluminium outlet vanes, airfoil shaped.
- EC Double-inlet centrifugal fans driven by an external rotor motor and low noise level, with very low consumption efficiency fans.
- Includes direct expansion coil with sensors. Optional condensate water pump.
- CS-5DX-NE Plug&Play control with 5 speeds and telephone cable 7m included.
- Requires LG DX Interface KIT adapted for air curtain and programmable control, please consult.
- Ready to connect to LG Inverter outdoor heat pump unit (R410A) with expansion valve, not included, the customer should purchase it.

Specifications

Model	Airflow m ³ /h	Outdoor Unit (*) 230Vx1	Outdoor Unit (*) 400Vx3	Power Fan 230V-50Hz kW	Current Fan 230V-50Hz A	Noise Level (5 m) dB(A)	Weight kg
ROTO ECG 1000 DX9-LG	2190	UU30W U44	-	0,225	1,95	61	-
ROTO ECG 1500 DX15-LG	2920	UU48W U32	UU49W U32	0,300	2,60	62	-
ROTO ECG 2000 DX22-LG	4380	-	UU70W U34	0,450	3,90	63	-
ROTO ECG 2500 DX22-LG	5110	-	UU70W U34	0,525	4,55	64	-
ROTO ECG 2500 DX27-LG	5110	-	UU85W U74	0,525	4,55	64	-

(*) Includes direct expansion valve.

LG Inverter Outdoor Units	Heating Capacity kW	Heating Power kW	SCOP or COP	Cooling Capacity kW	Cooling Power kW	SEER or EER	Power Supply	Pipes Gas Liquid inch	Pipes Minimum Length m	Pipes Maximum Length m	Pipes Maximum Height m
UU30W U44	9,0	2,62	4,00	7,8	2,41	6,10	230Vx1	5/8 3/8	5	50	30
UU48W U32	15,4	4,39	3,50	14,0	4,10	3,41	230Vx1	5/8 3/8	5	75	30
UU49W U32	15,4	4,39	3,50	14,0	4,10	3,41	400Vx3	5/8 3/8	5	75	30
UU70W U34	22,4	6,40	3,50	19,0	6,69	2,84	400Vx3	1 3/8	5	75	30
UU85W U74	27,0	8,31	3,25	23,0	8,19	2,81	400Vx3	7/8 1/2	5	75	30

Energy efficiency: SCOP/SEER seasonal ≤12kW, COP/EER >12kW.

Outdoor unit capacities depending on standard conditions: heating 20°CDB indoor / 7°CDB and 6°CWB outdoor, cooling 27°CDB and 19°CWB indoor / 35°CDB outdoor.

When adverse weather conditions, the outdoor unit capacity can decrease. It is recommendable to oversize the units.



Characteristics



- Energy saving heat pump air curtains: Up to 70% reduction in costs and CO₂ emissions (heating mode).
- Specially designed to be installed in all type of revolving doors. Two possible layouts, tailored dimensions: standard (on top mounting) or inverted (false ceiling mounting).
- Self-supporting casing construction made of galvanized steel plate, finished in structural epoxy-polyester painting white colour RAL9016 as standard. Other colours or stainless steel are available on request.
- Large perforated inlet grille avoiding intensive maintenance.
- Circular anodized aluminium outlet vanes, airfoil shaped.
- EC Double-inlet centrifugal fans driven by an external rotor motor and low noise level, with very low consumption efficiency fans.
- Includes direct expansion coil with sensors. Optional condensate water pump.
- CS-5DX-NE Plug&Play control with 5 speeds and telephone cable 7m included.
- Requires LG VRF Interface KIT adapted for air curtain and programmable control, please consult.
- Ready to connect to LG VRF outdoor heat pump unit (R410A) and expansion valve not included, the customer should purchase it.

Specifications

Model	Airflow m ³ /h	LG Direct Expansion Valve	Power Fan 230V-50Hz kW	Current Fan 230V-50Hz A	Noise Level (5 m) dB(A)	Weight kg
ROTO ECG 1000 VRF10-LG	2190	PRLK048A0	0,225	1,95	61	-
ROTO ECG 1500 VRF15-LG	2920	PRLK048A0	0,300	2,60	62	-
ROTO ECG 2000 VRF24-LG	4380	PRLK048A0	0,450	3,90	63	-
ROTO ECG 2500 VRF25-LG	5110	PRLK048A0	0,525	4,55	64	-
ROTO ECG 2500 VRF29-LG	5110	PRLK048A0	0,525	4,55	64	-

LG VRF Outdoor Units (Heat Pump or Heat Recovery depending on Tonnage)

Multi V S

Multi V 5

Multi V IV



When adverse weather conditions, the outdoor unit capacity can decrease. It is recommendable to oversize the units.

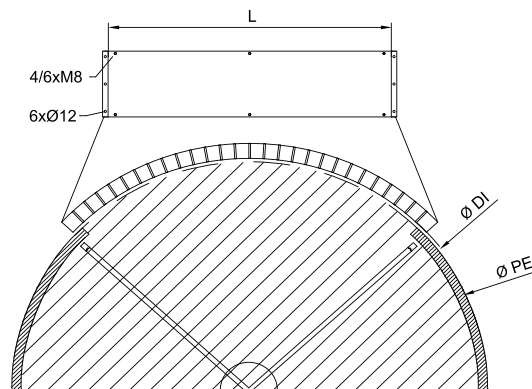
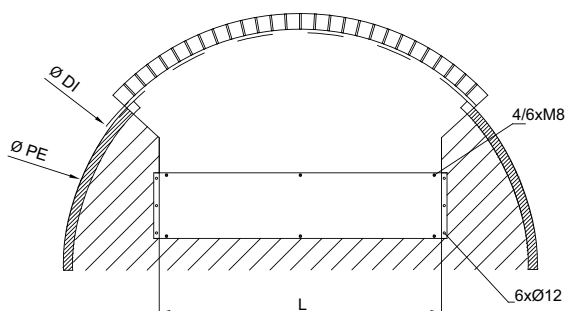
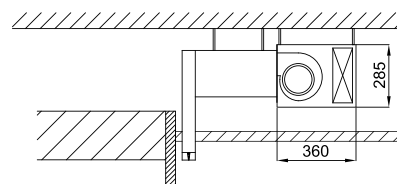
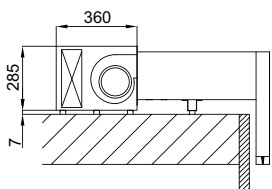
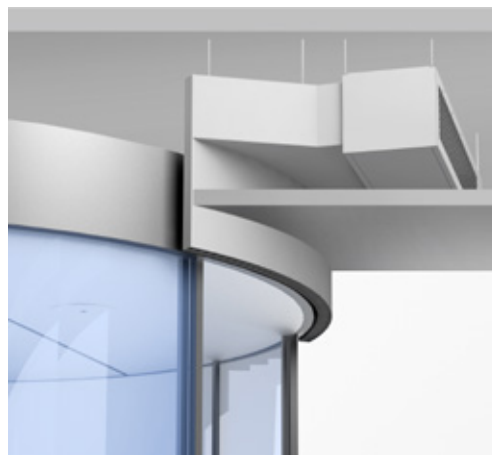


Layouts and dimensions

Rotowind air curtains are tailor-made for any kind of revolving door according to the following layouts:

Standard: On top mounting

Inverted: False ceiling mounting



Fixation system

Optional decorative front cover



Fixed onto the door

Hanging from the ceiling

RAL 9016 (standard), optional:

- Colour from RAL palette
- Stainless steel AISI 304